



# Irresistible Church Training

For Disability Ministry


Presented by



# Sample Schedules

## Sample Icon Schedule for a Self-Contained Class


9:00 - Sign-in: Meet Buddies and Free Time




9:20 - Snack



9:30 - Outside Play



9:50 - Group Time



10:15 - Quiet Play



1:00 - Goodbye



## **Sample Self-Contained Children's Class Schedule**

**Arrival** – Greet children and match them with buddies as needed. Point out the station options they might be interested in.

**Stations** – Include several stations that can be completed in a short amount of time, they should relate to what the Bible lesson is going to be about. (10 minutes)

**Foreshadow of Bible Story** – Present a couple of objects to your friends that will relate to the Bible story. For example, if you are teaching on Jesus feeding the 5,000 you could pull out plastic loaf of bread and a plastic fish. (3 minutes)

**Prayer Time** – Photos of family and friends can be collected in advance and placed in a photo book or on a corkboard. Allow each student to select 1-2 pictures of family and friends to pray for.

**Bible Lesson** – Present a lesson from the Bible using various learning style (visual, auditory, experiential, tactile). (10 minutes)

**Bible Lesson Review** – Use drama, a white board, and other engaging strategies to review the lesson and help your friends apply it to their own life. (10 minutes)

**Bible Lesson Craft** – Craft related to the day's Bible lesson. (10 minutes)

**Worship** – Thanking God for the things you learned about Him through the Bible lesson.

**Dismissal** – Parents pick up their children from the self-contained classroom.

## Sample Hybrid Youth Class Schedule

**Fellowship** – Friends and buddies who are able meet in the youth room for fellowship and games. Friends who cannot handle the noise level of the youth room meet in the special needs classroom for quiet games.

**Foreshadowing Activity** – All buddies and friends gather in the special needs classroom for an activity that foreshadows the Bible lesson. (3 minutes)

**Prayer Time** – Photos of family and friends can be collected in advance and placed in a photo book or on a corkboard. Allow each student to select 1-2 pictures of family and friends to pray for.

**Bible Lesson** – Present a lesson from the Bible using various learning style (visual, auditory, experiential, tactile). (10 minutes)

**Bible Lesson Review** – Use drama, a white board, and other engaging strategies to review the lesson and help your friends apply it to their own life. (10 minutes)

**Bible Lesson Craft or Service Activity** – Craft or service activity related to the day's Bible lesson. (10-15 minutes)

**Worship** – Friends who are able return to the youth room with their buddies for worship. Friends with sensory sensitivity or those in need of a quieter environment may remain in the special needs classroom to sing praises to God.

**Dismissal** – Teens are dismissed from both worship locations.